

1. Name of Listed Entity: **Arvind SmartSpaces Limited**
2. Scrip Code/Name of Scrip/Class of Security: **ARVSMART**
3. Share Holding Pattern Filed under: **31b**
4. Share Holding Pattern as on : **30-Jun-2020**
5. **Declaration:** The Listed entity is required to submit the following declaration to the extent of submission of information:-

S. No.	Particulars	Yes/No	
1	Whether the Listed Entity has issued any partly paid up shares?	No	
2	Whether the Listed Entity has issued any Convertible Securities or Warrants?	No	
3	Whether the Listed Entity has any shares against which depository receipts are issued?	No	
4	Whether the Listed Entity has any shares in locked-in?	Yes	Promoter and Promoter Group
5	Whether any shares held by promoters are pledge or otherwise encumbered?	Yes	Promoter and Promoter Group
6	Whether the Listed Entity has issued any differential Voting Rights?	No	
7	Whether the Listed Entity has issued any Warrants?	No	
8	Whether the listed entity has any significant beneficial owner?	Yes	




Table I - Summary Statement holding of specified securities

Category (I)	Category of shareholder (II)	Nos. of share Holders (III)	No. of fully paid up equity shares held (IV)	No. of Partly paid-up equity shares held (V)	No. of shares underlying Depository Receipts (VI)	Total nos. shares held (VII) = (IV)+(V)+(VI)	Shareholding as a % of total no. of shares (calculated as per SCRR, 1957) (VIII) As a % of (A+B+C2)	Number of Voting Rights held in each class of securities (IX)			No. of Shares Underlying Outstanding convertible securities (including Warrants) (X)	Shareholding, as a % assuming full conversion of convertible securities (as a percentage of diluted share capital) (XI) = (VII)+(X) As a % of (A+B+C2)	Number of Locked in shares (XII)		Number of Shares pledged or Otherwise Encumbered (XIII)		Number of equity shares held in dematerialized form (XIV)	
								No of Voting Rights		Total as a % of (A+B+C)			No. (a)	As a % of total Shares held (b)	No. (a)	As a % of total Shares held (b)		
								Class eg: X	Class eg: y									Total
A	Promoter & Promoter Group	32	20999170	0	0	20999170	59.06	20999170	0	20999170	59.06	0	59.06	3000000	14.29	45500	0.22	20999170
B	Public	113718	14554380	0	0	14554380	40.94	14554380	0	14554380	40.94	0	40.94	0	0.00	0	0.00	14292077
C	Non Promoter-Non Public	0	0	0	0	0	0	0.00	0	0	0.00	0	0.00	0	0.00	0	0.00	0
C1	Shares underlying DRs	0	0	0	0	0	0	0.00	0	0	0.00	0	0.00	0	0.00	0	0.00	0
C2	Shares held by Employee Trusts	0	0	0	0	0	0	0.00	0	0	0.00	0	0.00	0	0.00	0	0.00	0
	Total	113750	35553550	0	0	35553550	100	35553550	0	35553550	100	0	100	3000000	8.44	45500	0.13	35291247




Table II - Statement showing shareholding pattern of the Promoter and Promoter Group

Category & Name of the Shareholders (I)	PAN (II)	No. of Share holder (III)	No. of Fully Paid up equity shares held (IV)	Partly paid-up equity shares held (V)	Nos. of shares underlying Depository Receipts (VI)	Total nos. shares held (VII) = IV+V+VI)	Share holding % calculated as per SCRR 1957 As a % of (A+B+C2) (VIII)	Number of Voting Rights held in each class of securities (IX)			No. of Shares Outstanding convertible securities (including Warrants) (X)	Shareholding, as a % assuming full conversion of convertible securities (as a percentage of diluted share capital) (XI) = (VII)+(X) as % of A+B+C2	Number of Locked in shares (XII)		Number of Shares pledged or otherwise encumbered (XIII)		Number of equity shares held in dematerialized form (XIV)	
								No of Voting Rights		Total as a % of Total voting rights			No. (a)	As a % of total Shares held (b)	No. (a)	As a % of total shares held (b)		
								Class X	Class Y									Total
1 Indian		0	0	0	0	0	0	0	0	0	0	0.00	0	0.00	0	0.00	0	
a Individuals/Hindu undivided Family		17	285893	0	0	285893	0.8	285893	0	285893	0.8	0	0.8	50000	17.49	0	0	285893
Sanjaybhai Shrenikbhai Lalbhai		1	200155	0	0	200155	0.56	200155	0	200155	0.56	0	0.56	0	0	0	0	200155
Jayshreeben Sanjaybhai Lalbhai		1	33	0	0	33	0	33	0	33	0	0	0	0	0	0	0	33
Punit Sanjaybhai		1	371	0	0	371	0	371	0	371	0	0	0	0	0	0	0	371
Kalpanaben Shripalbhai Morakhia		1	1	0	0	1	0	1	0	1	0	0	0	0	0	0	0	1
Kulin S Lalbhai		0	0	0	0	0	0	0	0	0	0	0	0	0	0	0	0	0
Lalbhai Poorva Punitbhai		0	0	0	0	0	0	0	0	0	0	0	0	0	0	0	0	0
Jaina Kulin Lalbhai		0	0	0	0	0	0	0	0	0	0	0	0	0	0	0	0	0
Ishaan Punit Lalbhai		0	0	0	0	0	0	0	0	0	0	0	0	0	0	0	0	0
Ruhani Punit Lalbhai		0	0	0	0	0	0	0	0	0	0	0	0	0	0	0	0	0
Ananyaa Kulin Lalbhai		0	0	0	0	0	0	0	0	0	0	0	0	0	0	0	0	0
Samvegbhai Arvindbhai		1	4634	0	0	4634	0.01	4634	0	4634	0.01	0	0.01	0	0	0	0	4634
Samvegbhai Arvindbhai Lalbhai		1	61294	0	0	61294	0.17	61294	0	61294	0.17	0	0.17	50000	81.57	0	0	61294
Sanjabhai Shrenikbhai Lalbhai, Trustee		1	6885	0	0	6885	0.02	6885	0	6885	0.02	0	0.02	0	0	0	0	6885
Anamikaben Samvegbhai Lalbhai		1	4003	0	0	4003	0.01	4003	0	4003	0.01	0	0.01	0	0	0	0	4003
Saumya Samvegbhai Lalbhai		1	4665	0	0	4665	0.01	4665	0	4665	0.01	0	0.01	0	0	0	0	4665



Category & of the Name Shareholders (I)	PAN (II)	No. of Share holder (III)	No. of Fully Paid up equity shares held (IV)	Partly paid-up equity shares held (V)	Nos. of shares underlying Depository Receipts (VI)	Total nos. shares held (VII) = IV+V+VI)	Share holding % calculated as per SCRR 1957 As a % of (A+B+C2) (VIII)	Number of Voting Rights held in each class of securities (IX)			No. of Shares Underlying Outstanding convertible securities (including Warrants) (X)	Shareholding, as a % assuming full conversion of convertible securities (as a percentage of diluted share capital) (XI) = (VII)+(X) as % of a A+B+C2	Number of Locked in shares (XII)		Number of Shares pledged or otherwise encumbered (XIII)		Number of equity shares held in dematerialized form (XIV)		
								No of Voting Rights					Total as a % of Total Voting rights	No. (a)	As a % of total Shares held (b)	No. (a)		As a % of total shares held (b)	
								Class X	Class Y	Total									
Snehalben Samvegbhai Lalbhai		0	0	0	0	0	0	0	0	0	0	0	0	0	0	0	0	0	
Hansaben Niranjanbhai		1	1139	0	0	1139	0	1139	0	1139	0	0	0	0	0	0	0	0	1139
Badlani Manini Rajiv		1	540	0	0	540	0	540	0	540	0	0	0	0	0	0	0	0	540
Sunil Siddharth Lalbhai		1	343	0	0	343	0	343	0	343	0	0	0	0	0	0	0	0	343
Sunil Siddharth HUF		1	1	0	0	1	0	1	0	1	0	0	0	0	0	0	0	0	1
Swati S Lalbhai		1	771	0	0	771	0	771	0	771	0	0	0	0	0	0	0	0	771
Vimlaben S Lalbhai		1	459	0	0	459	0	459	0	459	0	0	0	0	0	0	0	0	459
Tara S Lalbhai		1	407	0	0	407	0	407	0	407	0	0	0	0	0	0	0	0	407
Astha Lalbhai		1	192	0	0	192	0	192	0	192	0	0	0	0	0	0	0	0	192
b Central Government/ State Government(s)		0	0	0	0	0	0.00	0	0	0	0.00	0	0.00	0	0.00	0	0.00	0	0
c Financial Institutions/ Banks		0	0	0	0	0	0.00	0	0	0	0.00	0	0.00	0	0.00	0	0.00	0	0
d Any Other (specify)		15	20713277	0	0	20713277	58.26	20713277	0	20713277	58.26	0	58.26	2950000	14.24	45500	0.22	20713277	
Body Corporate		13	20080446	0	0	20080446	56.47	20080446	0	20080446	56.47	0	56.47	2950000	38.78	45500	100	20080446	
Aura Securities Private Limited		1	18712646	0	0	18712646	52.63	18712646	0	18712646	52.63	0	52.63	2800000	14.96	0	0	18712646	
Aura Business Ventures LLP		0	0	0	0	0	0	0	0	0	0	0	0	0	0	0	0	0	0
Amplus Capital Advisors Pvt Ltd.		0	0	0	0	0	0	0	0	0	0	0	0	0	0	0	0	0	0
Kasturbhai Lalbhai Museum Limited (formerly Anagram Knowledge Academy Limited)		0	0	0	0	0	0	0	0	0	0	0	0	0	0	0	0	0	0
Anukul Investments Private Limited		0	0	0	0	0	0	0	0	0	0	0	0	0	0	0	0	0	0
Aura Merchandise Pvt Ltd.		1	100	0	0	100	0	100	0	100	0	0	0	0	0	0	0	0	100



Category & of the Name Shareholders (I)	PAN (II)	No. of Share holder (III)	No. of Fully Paid up equity shares held (IV)	Partly paid-up equity shares held (V)	Nos. of shares underlying Depository Receipts (VI)	Total nos. shares held (VII) = IV+V+VI)	Share holding % calculated as per SCRR 1957 As a % of (A+B+C2) (VIII)	Number of Voting Rights held in each class of securities (IX)				No. of Shares Outstanding convertible securities (including Warrants) (X)	Shareholding, as a % assuming full conversion of convertible securities (as a percentage of diluted share capital) (XI) = (VII)+(X) as % of A+B+C2	Number of Locked in shares (XII)		Number of Shares pledged or otherwise encumbered (XIII)		Number of equity shares held in dematerialized form (XIV)
								No of Voting Rights			Total as a % of Total Voting rights			No. (a)	As a % of total Shares held (b)	No. (a)	As a % of total shares held (b)	
								Class X	Class Y	Total								
Lalbhai Realty Finance Private Limited		1	45500	0	0	45500	0.13	45500	0	45500	0.13	0	0	0	0	45500	100	45500
Shruti Trade Link Pvt Ltd.		0	0	0	0	0	0	0	0	0	0	0	0	0	0	0	0	0
Aura Business Enterprise Private Limited		1	100	0	0	100	0	100	0	100	0	0	0	0	0	0	0	100
Arvind Limited		0	0	0	0	0	0	0	0	0	0	0	0	0	0	0	0	0
Arvind Fashions Limited		0	0	0	0	0	0	0	0	0	0	0	0	0	0	0	0	0
The Anup Engineering Limited (Formerly known as Anveshan Heavy Engineering Limited)		0	0	0	0	0	0	0	0	0	0	0	0	0	0	0	0	0
Style Audit LLP		0	0	0	0	0	0	0	0	0	0	0	0	0	0	0	0	0
J P Trunkshow LLP		0	0	0	0	0	0	0	0	0	0	0	0	0	0	0	0	0
Adore Investments Private Limited		1	13229	0	0	13229	0.04	13229	0	13229	0.04	0	0	0	0	0	0	13229
Amardeep Holdings Private Limited		1	97425	0	0	97425	0.27	97425	0	97425	0.27	0	0	0	0	0	0	97425
Arvind Farms Pvt Ltd		1	149011	0	0	149011	0.42	149011	0	149011	0.42	0	0	0	0	0	0	149011
Aayojan Resources Pvt. Ltd		1	8450	0	0	8450	0.02	8450	0	8450	0.02	0	0	0	0	0	0	8450
Aagam Agencies Private Limited (Formerly Adhigam Investments Pvt. Ltd.)		0	0	0	0	0	0	0	0	0	0	0	0	0	0	0	0	0
Adhinami Investment Pvt Ltd		1	600	0	0	600	0	600	0	600	0	0	0	0	0	0	0	600
Anusandhan Investments Limited		1	11000	0	0	11000	0.03	11000	0	11000	0.03	0	0	0	0	0	0	11000




Category & Name of the Shareholders (I)	PAN (II)	Nos. of share holder (III)	No. of fully paid up equity shares held (IV)	Partly paid-up equity shares held (V)	Nos. of shares underlying Depository Receipts (VI)	Total nos. shares held VII = IV+V+VI	Share holding % calculated as per SCRR, 1957 As a % of (A+B+C2) (VIII)	Number of Voting Rights held in each class of securities (IX)				No. of Shares Underlying Outstanding convertible securities (including Warrants) (X)	Total shareholding, as a % assuming full conversion of convertible securities (as a percentage of diluted share capital) (XI)	Number of Locked in shares (XII)		Number of Shares pledged or otherwise encumbered (XIII)		Number of equity shares held in dematerialized form (XIV)
								No of Voting Rights			Total as a % of Total Voting rights			No. (a)	As a % of total Shares held (b)	No. (a)	As a % of total shares held (b)	
								Class X										
Akshita Holdings Pvt. Limited		1	13	0	0	13	0	13	0	13	0	0	0	0	0	0	0	13
Amal Limited		0	0	0	0	0	0	0	0	0	0	0	0	0	0	0	0	0
Atul Finserv Limited		0	0	0	0	0	0	0	0	0	0	0	0	0	0	0	0	0
Anchor Adhesives Private Limited		0	0	0	0	0	0	0	0	0	0	0	0	0	0	0	0	0
Atul Bioscience Limited		0	0	0	0	0	0	0	0	0	0	0	0	0	0	0	0	0
Atul Limited		1	412747	0	0	412747	1.16	412747	0	412747	1.16	0	1.16	0	0	0	0	412747
Rudolf Atul Chemicals Limited		0	0	0	0	0	0	0	0	0	0	0	0	0	0	0	0	0
Aagam Holdings Private Limited		1	629625	0	0	629625	1.77	629625	0	629625	1.77	0	1.77	150000	23.82	0	0	629625
Partnership Firms		1	100	0	0	100	0	100	0	100	0	0	0	0	0	0	0	100
Aura Securities Pvt. Ltd.		1	100	0	0	100	0	100	0	100	0	0	0	0	0	0	0	100
Trusts		1	632731	0	0	632731	1.78	632731	0	632731	1.78	0	1.78	0	0	0	0	632731
Aml Employees' Welfare Trust		1	632731	0	0	632731	1.78	632731	0	632731	1.78	0	1.78	0	0	0	0	632731
Sub-Total (A)(1)		32	20999170	0	0	20999170	59.06	20999170	0	20999170	59.06	0	59.06	3000000	14.29	45500	0.22	20999170
2 Foreign		0	0	0	0	0	0.00	0	0	0	0.00	0	0.00	0	0.00	0	0.00	0
a Individuals (Non-Resident Individuals/ Foreign Individuals)		0	0	0	0	0	0.00	0	0	0	0.00	0	0.00	0	0.00	0	0.00	0
b Government		0	0	0	0	0	0.00	0	0	0	0.00	0	0.00	0	0.00	0	0.00	0
c Institutions		0	0	0	0	0	0.00	0	0	0	0.00	0	0.00	0	0.00	0	0.00	0
d Foreign Portfolio Investor		0	0	0	0	0	0.00	0	0	0	0.00	0	0.00	0	0.00	0	0.00	0
e Any Other (specify)		0	0	0	0	0	0.00	0	0	0	0.00	0	0.00	0	0.00	0	0.00	0
Sub-Total (A)(2)		0	0	0	0	0	0.00	0	0	0	0.00	0	0.00	0	0.00	0	0.00	0
Total Shareholding of Promoter and Promoter Group (A)= (A)(1)+(A)(2)		32	20999170	0	0	20999170	59.06	20999170	0	20999170	59.06	0	59.06	3000000	14.29	45500	0.22	20999170



Table III - Statement showing shareholding pattern of the Public shareholder

Category & Name of the Shareholders (I)	PAN (II)	Nos. of share holder (III)	No. of fully paid up equity shares held (IV)	Partly paid-up equity shares held (V)	Nos. of shares underlying Depository Receipts (VI)	Total nos. shares held VII = IV+V+VI	Share holding % calculated as per SCRR, 1957 As a % of (A+B+C2) (VIII)	Number of Voting Rights held in each class of securities (IX)			No. of Shares Underlying Outstanding convertible securities (including Warrants) (X)	Total shareholding, as a % assuming full conversion of convertible securities (as a percentage of diluted share capital) (XI)	Number of Locked in shares (XII)		Number of Shares pledged or otherwise encumbered (XIII)		Number of equity shares held in dematerialized form (XIV)	
								No of Voting Rights					Total as a % of Total Voting rights	No. (a)	As a % of total Shares held (b)	No. (Not applicable) (a)		As a % of total shares held (Not applicable) (b)
								Class X	Class Y	Total								
1 Institutions		0	0	0	0	0	0.00	0	0	0	0.00	0	0	0	0	0	0	0
A Mutual Funds/		33	1202	0	0	1202	0	1202	0	1202	0	0	0	0	0	0.00	0	109
B Venture Capital Funds		0	0	0	0	0	0	0	0	0	0	0	0	0	0	0.00	0	0
c Alternate Investment Funds		1	500000	0	0	500000	1.41	500000	0	500000	1.41	0	1.41	0	0	0.00	0	500000
Mauryan First		1	500000	0	0	500000	1.41	500000	0	500000	1.41	0	1.41	0	0	0.00	0	500000
D Foreign Venture Capital Investors		0	0	0	0	0	0	0	0	0	0	0	0	0	0	0.00	0	0
E Foreign Portfolio Investors		36	10911	0	0	10911	0.03	10911	0	10911	0.03	0	0.03	0	0	0.00	0	8707
F Financial Institutions/ Banks		41	1358067	0	0	1358067	3.82	1358067	0	1358067	3.82	0	3.82	0	0	0.00	0	1357423
Life Insurance Corporation Of India		1	1356969	0	0	1356969	3.82	1356969	0	1356969	3.82	0	3.82	0	0	0.00	0	1356969
G Insurance Companies		0	0	0	0	0	0	0	0	0	0	0	0	0	0	0.00	0	0
H Provident Funds/ Pension Funds		0	0	0	0	0	0	0	0	0	0	0	0	0	0	0.00	0	0
i Any Other (specify)		2	96	0	0	96	0	96	0	96	0	0	0	0	0	0.00	0	96
Sub-Total (B)(1)		113	1870276	0	0	1870276	5.26	1870276	0	1870276	5.26	0	5.26	0	0.00	0	0.00	1866335
2 Central Government State Government(s) President of India		2	53	0	0	53	0	53	0	53	0	0	0	0	0.00	0	0.00	53
Sub-Total (B)(2)		2	53	0	0	53	0	53	0	53	0	0	0	0	0.00	0	0.00	53
3 Non-institutions		0	0	0	0	0	0.00	0	0	0	0.00	0	0.00	0	0	0.00	0	0
a Individuals -		109980	10633552	0	0	10633552	29.91	10633552	0	10633552	29.91	0	29.91	0	0	0.00	0	10391293
i Individual shareholders holding nominal share capital up to Rs. 2 lakhs.		109953	5623535	0	0	5623535	15.82	5623535	0	5623535	15.82	0	15.82	0	0	0.00	0	5381276



Category & Name of the Shareholders (I)	PAN (II)	Nos. of share holder (III)	No. of fully paid up equity shares held (IV)	Partly paid-up equity shares held (V)	Nos. of shares underlying Depository Receipts (VI)	Total nos. shares held VII = IV+V+VI	Share holding % calculate d as per SCRR, 1957 As a % of (A+B+C2) (VIII)	Number of Voting Rights held in each class of securities (IX)			No. of Shares Underlying Outstanding convertible securities (including Warrants) (X)	Total shareholding , as a % assuming full conversion of convertible securities (as a percentage of diluted share capital) (XI)	Number of Locked in shares (XII)		Number of Shares pledged or otherwise encumbered (XIII)		Number of equity shares held in dematerialized form (XIV)	
								No of Voting Rights					Total as a % of Total Voting rights	No. (a)	As a % of total Shares held (b)	No. (Not applicable) (a)		As a % of total shares held (Not applicable) (b)
								Class X	Class Y	Total								
ii Individual shareholders holding nominal share capital in excess of Rs. 2 lakhs.		27	5010017	0	0	5010017	14.09	5010017	0	5010017	14.09	0	14.09	0	0	0.00	0	5010017
Kamal Singal		1	641015	0	0	641015	1.8	641015	0	641015	1.8	0	1.8	0	0	0.00	0	641015
Ketankumar Ratilal Patel		1	2263923	0	0	2263923	6.37	2263923	0	2263923	6.37	0	6.37	0	0	0.00	0	2263923
Urjita J Master		1	515000	0	0	515000	1.45	515000	0	515000	1.45	0	1.45	0	0	0.00	0	515000
B NBFCs registered with RBI		4	5886	0	0	5886	0.02	5886	0	5886	0.02	0	0.02	0	0	0.00	0	5886
c Employee Trusts		0	0	0	0	0	0.00	0	0	0	0.00	0	0.00	0	0	0.00	0	0
D Overseas Depositories (holding DRs) (balancing figure)		0	0	0	0	0	0.00	0	0	0	0.00	0	0.00	0	0	0.00	0	0
E Any Other (specify)		3619	2044613	0	0	2044613	5.75	2044613	0	2044613	5.75	0	5.75	0	0	0.00	0	2028510
Trusts		8	6788	0	0	6788	0.02	6788	0	6788	0.02	0	0.02	0	0	0.00	0	6788
HUF		1724	547250	0	0	547250	1.54	547250	0	547250	1.54	0	1.54	0	0	0.00	0	547250
Non-Resident Indian (NRI)		1277	304080	0	0	304080	0.86	304080	0	304080	0.86	0	0.86	0	0	0.00	0	287977
Overseas Corporate Bodies		1	290	0	0	290	0	290	0	290	0	0	0	0	0	0.00	0	290
Clearing member		110	157871	0	0	157871	0.44	157871	0	157871	0.44	0	0.44	0	0	0.00	0	157871
Bodies Corporate		499	1028334	0	0	1028334	2.89	1028334	0	1028334	2.89	0	2.89	0	0	0.00	0	1028334
Sub-Total (B)(3)		113603	12684051	0	0	12684051	35.68	12684051	0	12684051	35.68	0	35.68	0	0	0.00	0	12425689
Total Public Shareholding (B)= (B)(1)+(B)(2)+(B)(3)		113718	14554380	0	0	14554380	40.94	14554380	0	14554380	40.94	0	40.94	0	0	0.00	0	14292077



Table IV - Statement showing shareholding pattern of the Non Promoter- Non Public shareholder

Category & Name of the Shareholders (I)	PAN (II)	No. of Share holder (III)	No. of fully paid up equity shares held (IV)	Partly paid-up equity shares held (V)	Nos. of shares underlying Depository Receipts (VI)	Total no. shares held (VII = IV+V+VI)	Shareholding % calculated as per SCRR, 1957 As a % of (A+B+C2) (VIII)	Number of Voting Rights held in each class of securities (IX)			No. of Shares Underlying Outstanding convertible securities (including Warrants) (X)	Total shareholding , as a % assuming full conversion of convertible securities (as a percentage of diluted share capital) (XI)	Number of Locked in shares (XII)		Number of Shares pledged or otherwise encumbered (XIII)		Number of equity shares held in dematerialized form (XIV) (Not Applicable)		
								No of Voting Rights					Total as a % of Total Voting rights	No	As a % of total Shares held	No. (Not applicable)		As a % of total shares held (Not applicable)	
								Class X	Class Y	Total									
1 Custodian/DR Holder		0	0	0	0	0	0	0	0	0	0	0	0	0	0	0	0	0	
2 Employee Benefit Trust (under SEBI (Share based Employee Benefit) Regulations, 2014)		0	0	0	0	0	0	0	0	0	0	0	0	0	0	0	0	0	0
Total Non-Promoter- Non Public Shareholding (C)= (C)(1)+(C)(2)		0	0	0	0	0	0	0	0	0	0	0	0	0	0	0	0	0	0

Following notes for SHP:

1. Change in the holding of Samvegbhai Arvindbhai Lalbhai:

Samvegbhai Arvindbhai Lalbhai (DPID & CLID - IN30127630488200, PAN: AAFPL5537L) was holding 60,978 shares as on 31-03-2020 and 61,294 shares as on 30-06-2020. There is a change in his holding by 316 shares as compared to the previous quarter. He is a partner in Limited Liability Partnership Firms (LLP) viz. Sangarmal Investment And Trading LLP (DPID & CLID: 1203230002065149) which is holding 316 shares. The said LLP has closed its demat account and transferred above referred shares to Samvegbhai Arvindbhai Lalbhai. Due to this his holding has got increased by 316 shares.



Table V - Statement showing shareholding pattern of the Significant Beneficiary Owner (SBO)

	Name	PAN	Passport No. in case of a foreign national	Nationality	Details of holding/ exercise of right of the SBO in the reporting company, whether direct or indirect*					Date of creation / acquisition of significant beneficial interest
					Shares	Voting rights	Rights on distributable dividend or any other distribution	Exercise of control	Exercise of significant influence	
1	Sanjaybhai Shrenikbhai Lalbhai	ABCPL6596P		Indian	52.65	52.65	52.65			
A	Aura Securities Private Limited	AABCM0602L		Indian	52.63	52.63	52.63	No	No	26-Dec-2008
B	Aura Merchandise Pvt. Ltd.	AAKCA0873G		Indian	0	0	0	No	No	26-Dec-2008
C	Aura Business Enterprise Pvt Ltd	AACCF6701A		Indian	0	0	0	No	No	26-Dec-2008
D	Aura Securities Pvt Ltd	ABBFA4102H		Indian	0	0	0	No	No	26-Dec-2008
E	Sanjabhai Shrenikbhai Lalbhai, Trustee	AADTA1682P		Indian	0.02	0.02	0.02	No	No	26-Dec-2008
2	Jayshreeben Sanjaybhai Lalbhai	AADPL4080A		Indian	52.63	52.63	52.63			
A	Aura Securities Private Limited	AABCM0602L		Indian	52.63	52.63	52.63	No	No	26-Dec-2008
B	Aura Merchandise Pvt. Ltd.	AAKCA0873G		Indian	0	0	0	No	No	26-Dec-2008
C	Aura Business Enterprise Pvt Ltd	AACCF6701A		Indian	0	0	0	No	No	26-Dec-2008
D	Aura Securities Pvt Ltd	ABBFA4102H		Indian	0	0	0	No	No	26-Dec-2008

Notes for SBO:

- Sanjaybhai Shrenikbhai Lalbhai and Jayshreeben Sanjaybhai Lalbhai, being Trustees of a discretionary Trust, have been considered as Significant Beneficial Owners.
- Aura Securities Private Limited is holding shares as a partner of a Partnership firm under PAN: ABBFA4102H.
- Sanjaybhai Shrenikbhai Lalbhai, Trustee, is holding shares as a trustee of another discretionary trust under PAN: AADTA1682P.

Table II- Unclaim Details

Details of Shares which remain unclaimed may be given here along with details such as number of shareholders, outstanding shares held in demat/unclaimed suspense account, voting rights which are frozen etc.	
No. of shareholders	No of share held

Table III- Unclaim Details

Details of Shares which remain unclaimed may be given here along with details such as number of shareholders, outstanding shares held in demat/unclaimed suspense account, voting rights which are frozen etc.	
No. of shareholders	No of share held

Table III- Person in Concert

Details of the shareholders acting as persons in Concert including their Shareholding			
Name of shareholder	Name of PAC	No. of share	Holding %

Certified True Copy

For Arvind SmartSpaces Ltd.

Prakash Makwana
Company Secretary

